



FACING TO THE EAST PIT PARKING


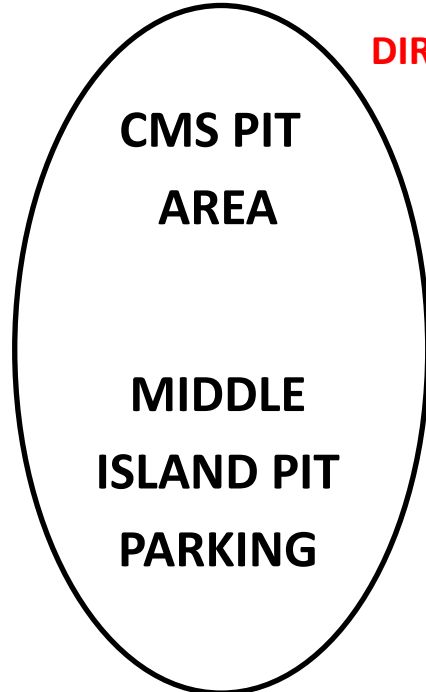
FACING TO THE NORTH PIT PARKING

FACING TO THE SOUTH PIT PARKING


PIT FLOW DIRECTION

**GOOD THINGS TO KNOW ABOUT CMS!**

- "I DIDN'T KNOW" IS NOT AN EXCUSE!
- GENERAL RULES AT [www.centralmissourispeedway.net](http://www.centralmissourispeedway.net)
- OUR SHOW MOVES FAST, STAY ALERT
- NO EXTRA LAPS AFTER THE CHECKERED FLAG, EXIT TURN TWO AND FOLLOW DIRECTIONS OF THE OFFICIAL
- LEADER MUST GET ON THE THROTTLE AND PICK UP SPEED IN TURN 3
- WE DO NOT MAKE JUDGEMENT CALLS, YOU STOP ON TRACK YOU ARE INVOLVED
- LINEUPS AT [WWW.MYRACEPASS.COM](http://WWW.MYRACEPASS.COM)




BACK SIDE PARKING  
PRIMITIVE CAMPING



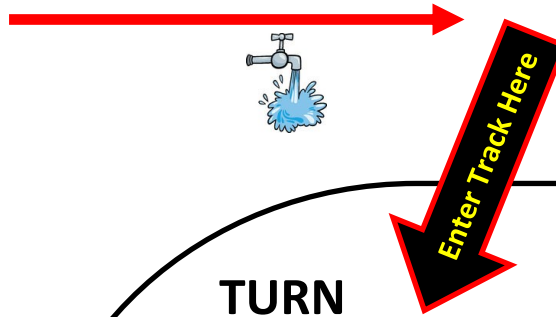
PILL DRAW & REGISTRATION  
SMALL PIT GRANDSTAND

CONCESSIONS HUT FOR PITS AND STANDS

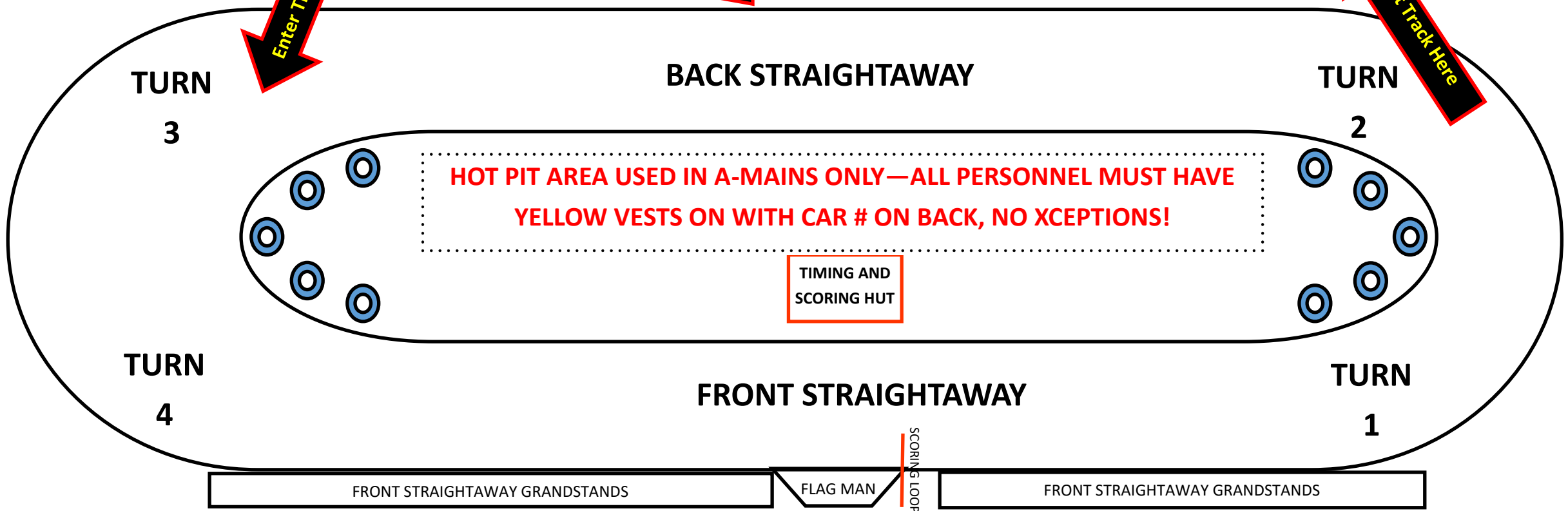
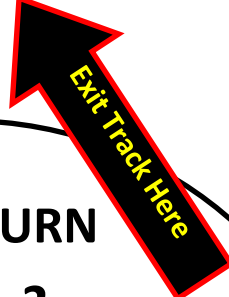
OBTAIN PIT PASS



WEIGHT SCALES



USE THIS HOT LANE TO RETURN TO THE PIT AREA FROM TRACK



COUNTY ROAD V FROM HIGHWAY 13

PLENTY OF FRONT SIDE PARKING OFF HIGHWAY 13